(OPTION A)

(OPTION B)

(OPTION C)

(OPTION D)

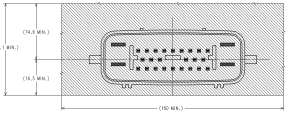

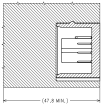

VIEWS SHOWING MATING ASSEMBLY ENVELOPE
FOR REFERENCE ONLY

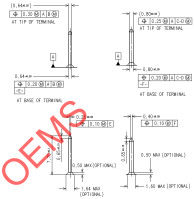

0.80X0.64mm BLADE TERMINAL DETAIL (5:1)
(MEC INTERFACE ONLY)
REFER TO ENCAP-001 FOR PLATING DETAILS

ISOMETRIC VIEW
SCALE: 1:1

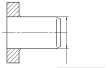

6.3mm BLADE TERMINAL DETAIL (5:1)
REFER TO ENCAP-001 FOR BLADE AND PLATING DETAILS

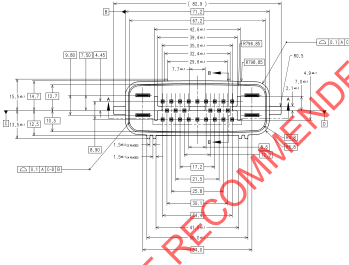

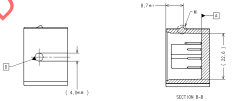

SECTION B-B

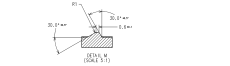

DETAIL M
(SCALE 5:1)

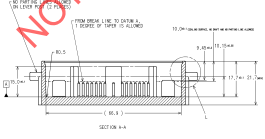

SECTION H-H

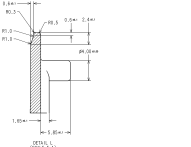

DETAIL L
(SCALE 5:1)

NOTES: UNLESS OTHERWISE SPECIFIED
1. WALL THICKNESS: (1.0)mm
2. ALL INSPECTIED BASIS: 0.3mm
3. 0.05 MAXIMUM MOLD FLASH PERMISSIBLE ON PLATED SURFACE
4. TOL ONLY PERMITTED WITHIN PROFILE TOLERANCE ONLY
5. REFER TO SAE/SAE-J1 "MIXING COMPONENT DEVIATION GUIDELINES"
6. STANDARD SOURCE OF FABRICATION - DEVIATION REQUIRES APPROVAL OF AUTHORIZED PERSON.

NOT RECOMMENDED BY OEMS

998-4-020-3-001	D	GREEN
998-4-020-3-001	C	BROWN
998-4-020-3-801	B	GREY
998-4-020-3-401	A	BLACK
ENCAP P/N	OPTION	MATING CONNECTOR COLOR

-	A	RELEASED	01.21.04	H.A.	V.R.
CUSTOMER APPROVAL	LET	REVISION RECORD	DATE	DWN	CHK

TOLERANCES UNLESS OTHERWISE SPECIFIED
X ±0.5mm X.X ±0.25mm X.XX ±0.10mm
ANGLES ±1°
MATERIAL PER PRODUCT SPEC
FINISH PER PRODUCT SPEC

YAZAKI
TEKS-0399

SCALE 2:1 | DRAWN BY H. ALI | CHECKED BY H. KESHAVAMURTHY | DATE 01.21.04

TITLE
ZIF (6.3X4 + 0.64X2) CIRCUIT MES CONNECTOR INTERFACE

PART DRAWING NUMBER 998-S-020-3-2D1 | REV A | SIZE A4 | SHEET 1 OF 1

DRAWING
998-S-020-3-2D1