
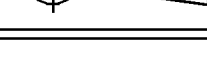



MAXIMUM TERMINAL MIS-ALIGNMENT
FROM NOMINAL POSITION

TERMINAL DETAIL
SCALE = 10:1

- NOTES: UNLESS OTHERWISE SPECIFIED
1. WALL THICKNESS: (1.50)
 2. ALL UNSPECIFIED RADII: 0.25
 3. 0.25 MAXIMUM RADIUS PERMISSIBLE
 4. ON EDGES SHOWN AS SHARP
 5. TOOL DRAFT PERMISSIBLE IN WITHIN PROFILE TOLERANCE ONLY
 6. TOLERANCE TO SAE/USCAR-12 *WIRING COMPONENT DESIGN GUIDELINES*
 7. STANDARD COLORS FOR POLARIZATIONS - DEVIATION
REQUIRES APPROVAL OF AUTHORIZED PERSON.
 8. PLEASE REFER TO ENCAP-201 FOR BLADE DETAILS.
 9. INDEX B, C, AND D DO NOT MEET REQUIREMENT OF SAE/USCAR-12 WIRING COMPONENT
GUIDELINES, PARAGRAPH F-3.1.1. 0mm SCOOP CLEARANCE REQUIREMENT IS NOT MET.

150-U-016-2-D01	D	GREEN
150-U-016-2-C01	C	BROWN
150-U-016-2-B01	B	GREY
150-U-016-2-A01	A	BLACK
EWCAP P/N	OPTION	MATING CONNECTOR COLOR


0042	D	CHANGED TOLERANCE ON 8.30 DIMENSION FROM +0.35/-0.15 TO +0.35/-0.15 UPDATE DRAWING TO LATEST QDMT PRACTICE/HOLD PHYSICAL CHANGE TO PART	05.26.04	H.A.	V.K.
0027	C	UPDATED DRAWING (REFER TO CHANGE NOTICE)	11.21.03	H.A.	V.K.
0016	B	UPDATED DRAWING (REFER TO CHANGE NOTICE)	01.28.03	R.W.	L.K.
-	A	RELEASED	11.01.02	R.W.	L.K.
CHANGE SERIAL NUMBER	LET	REVISION RECORD	DATE	DWN	CHK
TOLERANCES (UNLESS OTHERWISE SPECIFIED)					
DIMENSIONS ARE IN MILLIMETERS					
ANGLES $\pm 0^{\circ} 30'$					
.x \pm .25 .xx \pm .13					
					
					
					
SCALE	S:1	DRAWN BY	R. WONG	CHECKED BY	L. KIM
DATE	11.01.02				
TITLE	2X8 UNSEALED INTERFACE 1.50MM CONNECTORS				
SHEET	DRAWING NUMBER		SIZE	DO NOT SCALE DRAWING	REVISION LEVEL
1 of 1	050-U-016-2-Z01		A	COMPUTER AIDED DRAWING	A

YAZAKI
7283-5534

120-N-018-S-701
NUMBER

NOTICE

EWCAP has selected common dimensions for the connector depicted and described herein (listed below). Further, EWCAP has selected for publication this drawing prepared by Yazaki North America, Inc. as representative of a connector having these dimensions. In exchange for the consideration of the selection of this drawing for publication (including posting on EWCAP's web site) and other good and valuable consideration flowing from this selection, Yazaki North America, Inc. hereby agrees on behalf of itself and its successors and assigns, with respect to any copyrights it may have in this drawing as well as any patent rights it may have in the connector illustrated in this drawing, not to enforce such copyrights and patents against any person or entity on account of their activities to make, have made, use and sell the connector illustrated in this drawing for vehicular applications. The term "connector" as used in this paragraph is limited solely to the structure specifically illustrated in this drawing.

Signed  for Yazaki North America, Inc.
Date: 7-8-03
Name and title of signer: Rich Tajer
Vice President, Component Business Unit
Yazaki North America, Inc.

NO WARRANTIES OR INDEMNITIES OF ANY KIND ARE MADE OR IMPLIED BY YAZAKI CORPORATION OR EWCAP. IN PARTICULAR THERE ARE NO EXPRESS OR IMPLIED WARRANTIES OF FITNESS FOR A PARTICULAR PURPOSE, MERCHANTABILITY, NON-INFRINGEMENT OR ANY OTHER WARRANTY OF ANY KIND. IN ADDITION, THERE ARE NO EXPRESS OR IMPLIED WARRANTIES OR INDEMNITIES OF ANY KIND RELATING TO THIRD PARTY CLAIMS ARISING UNDER THE INTELLECTUAL PROPERTY LAWS OF ANY COUNTRY. ANYONE USING THE INFORMATION IN THIS DRAWING DOES SO AT THEIR OWN RISK.

150-U-002-1-Z01
150-U-003-1-Z01
150-U-004-2-Z01
150-U-006-2-Z01
150-U-008-2-Z01
150-U-010-2-Z01
150-U-012-2-Z01
150-U-016-2-Z01